



**SHAW  
SKATEPARK**

**WASHINGTON, DC**

# SHAW SKATE PARK KICKOFF MEETING

**August 19, 2020**

**SHAW SKATE PARK**



# AGENDA

---

- Welcome / Rules of the Road
- Grindline - Skatepark design/build firm
- Project process - Goals
- Site analysis
- Project phases

*Conceptual design / Final design / Construction / Grand opening*

- Skatepark references
- Brief Survey Recap
- Discussion - Q&A
- Milestone Schedule
- Next Steps
- Contact Information



**SHAW  
SKATEPARK**

WASHINGTON, DC

# HELP PLAN THE FUTURE OF DC's PARKS AND RECREATION!



SHARE YOUR IDEAS AND ENGAGE THROUGH OUR INTERACTIVE WEBSITE

**READY2PLAYDC.COM**

GIVEAWAYS!  
ACTIVITIES FOR KIDS!



WE ARE DC GOVERNMENT OF THE DISTRICT OF COLUMBIA  
MURIEL BOWSER, MAYOR

# RULES OF THE ROAD

---

- Please keep your microphone on mute during the presentation.
- Please use the chat feature to ask questions or provide comments which will be read after the discussion/questions section.
- The chat function is located at the bottom of your screen and looks like looks like a “thought” cloud symbol. Please be sure to submit your question / comment to “**Everyone**” so the design team can see them and for documentation purposes.
- We’ll do the best we can to answer all questions / comments, but if your question is not answered, DPR is tracking all questions and will create a Q/A document that will be shared after the meeting.
- Please email any additional comments or questions to Tommie Jones at [tommie.jones@dc.gov](mailto:tommie.jones@dc.gov)

# ABOUT GRINDLINE



**SHAW  
SKATEPARK**  
WASHINGTON, DC

Grindline Skateparks is a Design/Build firm that specializes in concrete cast in place Skateparks

# ABOUT GRINDLINE



**SHAW  
SKATEPARK**

**WASHINGTON, DC**

# PROCESS

- Site visit and site analysis
- Public outreach
- Conceptual design
- Cost Estimating
- Construction documents
- Construction



**SHAW  
SKATEPARK**  
WASHINGTON, DC



# SKATEPARK PHILOSOPHY

- Community Involvement
- Timeless Design
- Integration & Context



**SHAW  
SKATEPARK**  
WASHINGTON, DC



# COMMUNITY INVOLVEMENT

- Engage
- Empower
- Exchange




**SHAW  
SKATEPARK**

**WASHINGTON, DC**

# TIMELESS DESIGN

- Flow
- Progression
- Aesthetics



**SHAW  
SKATEPARK**

WASHINGTON, DC



# INTEGRATION & CONTEXT

- Project Goals
- Site Analysis
- Local Identity



**SHAW  
SKATEPARK**  
WASHINGTON, DC

# PROJECT GOALS

- Design & construction of a 13,000 sq ft skatepark
- Replacing current skatepark
- Integrate skatepark with other current / future park uses
- Accessible for all proficiency levels
- Safety
- Durability & structural high performance
- New character & identity to the skatepark and the neighborhood
- Premier design quality
- Improved amenities such as shade, lighting, seating, etc.
- Co-creation process involving skatepark users

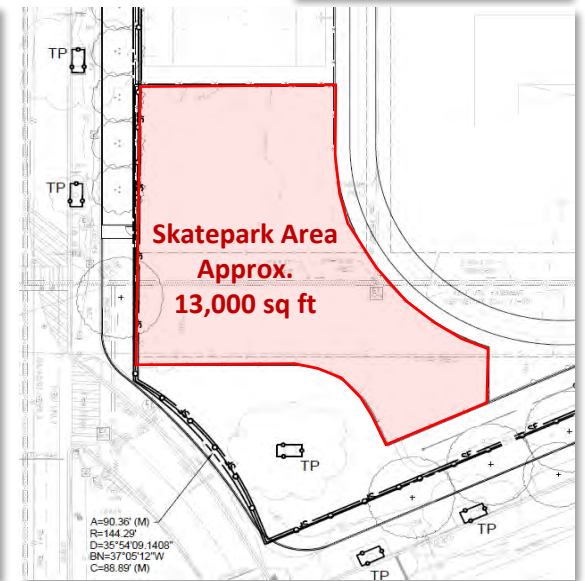


# SITE ANALYSIS

- Topography
- Drainage / Water Table
- Soil Conditions
- Active/passive uses
- External Circulation (Vehicular, Pedestrian, Bicycle)
- Internal Circulation (Viewing areas, Entrances, etc.)
- Utility locations and modifications needed
- Adjacent property uses and impacts



**SHAW  
SKATEPARK**  
WASHINGTON, DC



# LOCAL IDENTITY



**SHAW  
SKATEPARK**

**WASHINGTON, DC**

# PROJECT PHASES: CONCEPTUAL DESIGN

- Create concepts based on community input
- Present Conceptual Designs to get feedback for Final Concept
- Final Concept to be used for fundraising and advocacy / awareness




**SHAW  
SKATEPARK**  
WASHINGTON, DC



# PROJECT PHASES: FINAL DESIGN

- Construction Documents
- Permitting



**SHAW  
SKATEPARK**  
WASHINGTON, DC

# PROJECT PHASES: CONSTRUCTION



**SHAW  
SKATEPARK**  
WASHINGTON, DC



# PROJECT PHASES: GRAND OPENING



**SHAW  
SKATEPARK**  
WASHINGTON, DC



# REFERENCES: SPRING PARK – HOUSTON, TX (78,000 SQ FT)

---

THE LARGEST PUBLIC SKATEPARK  
IN THE UNITED STATES



**SHAW  
SKATEPARK**

WASHINGTON, DC

# REFERENCES: RIVERSIDE SKATEPARK - DETROIT, MI (20,000 SQ FT)



**SHAW  
SKATEPARK**  
WASHINGTON, DC

# REFERENCES: VISTA SKATEPARK - VISTA, CA (10,000 SQ FT)



**SHAW  
SKATEPARK**  
WASHINGTON, DC



# REFERENCES: STURGEON BAY PARK - STURGEON BAY, WI (12,000 SQ FT)



**SHAW  
SKATEPARK**  
WASHINGTON, DC



# REFERENCES: STAR SKATEPLAZA – STAR, ID (16,000 SQ FT)



**SHAW  
SKATEPARK**  
WASHINGTON, DC



# SURVEY RECAP

---



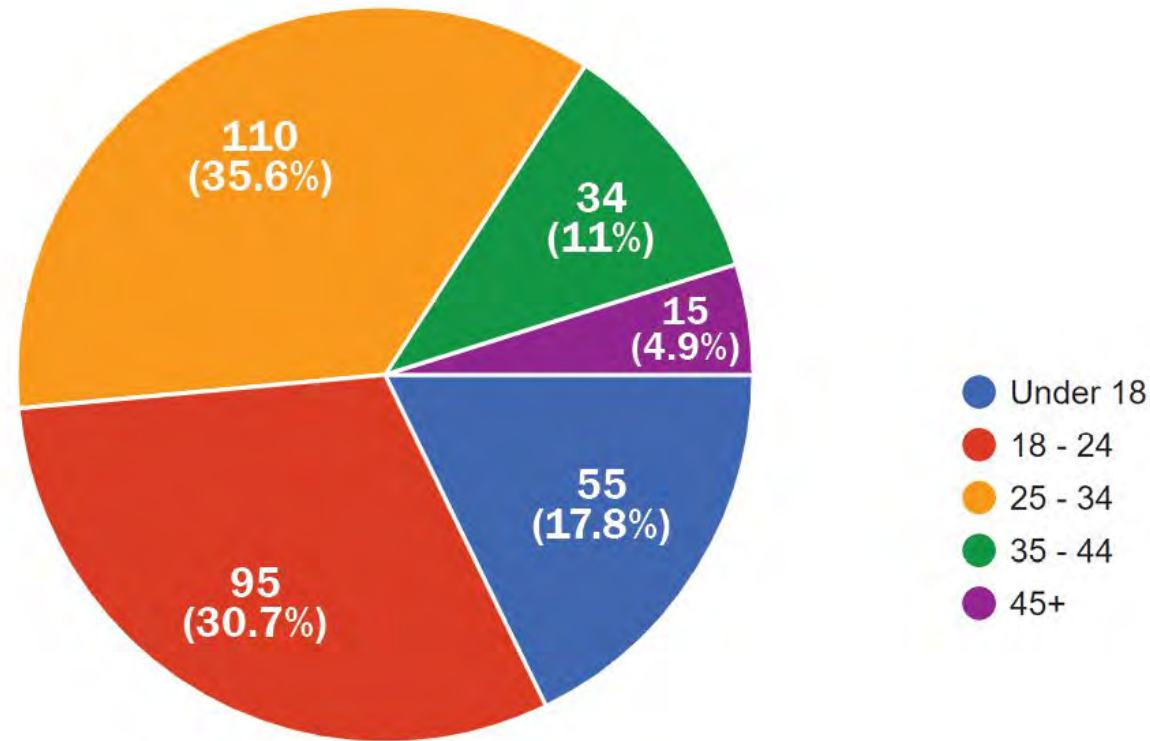
## Shaw Skate Park Survey Results Washington, DC



**SHAW  
SKATEPARK**  
WASHINGTON, DC

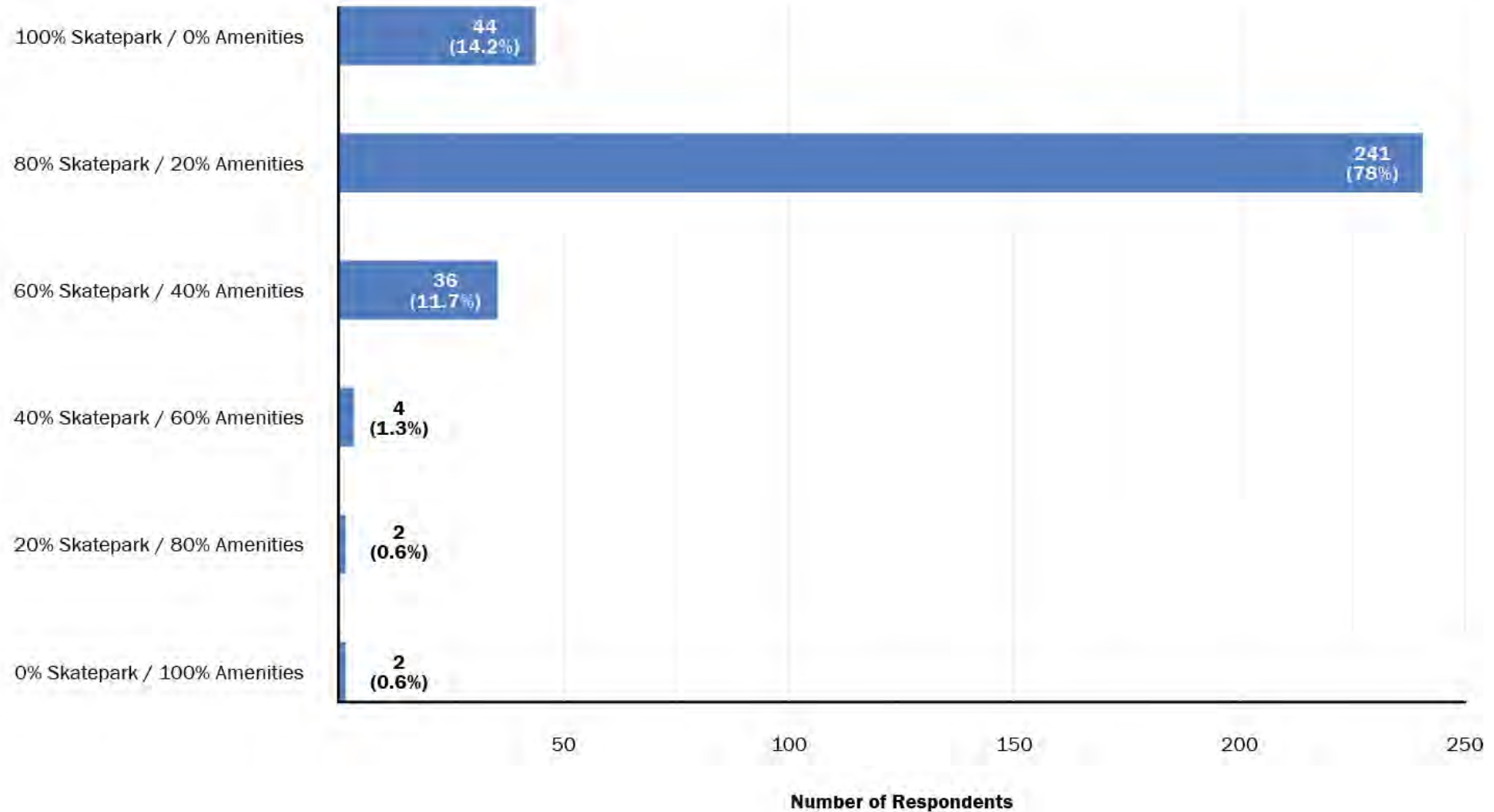
# RESPONDENTS BY AGE

309 RESPONDENTS



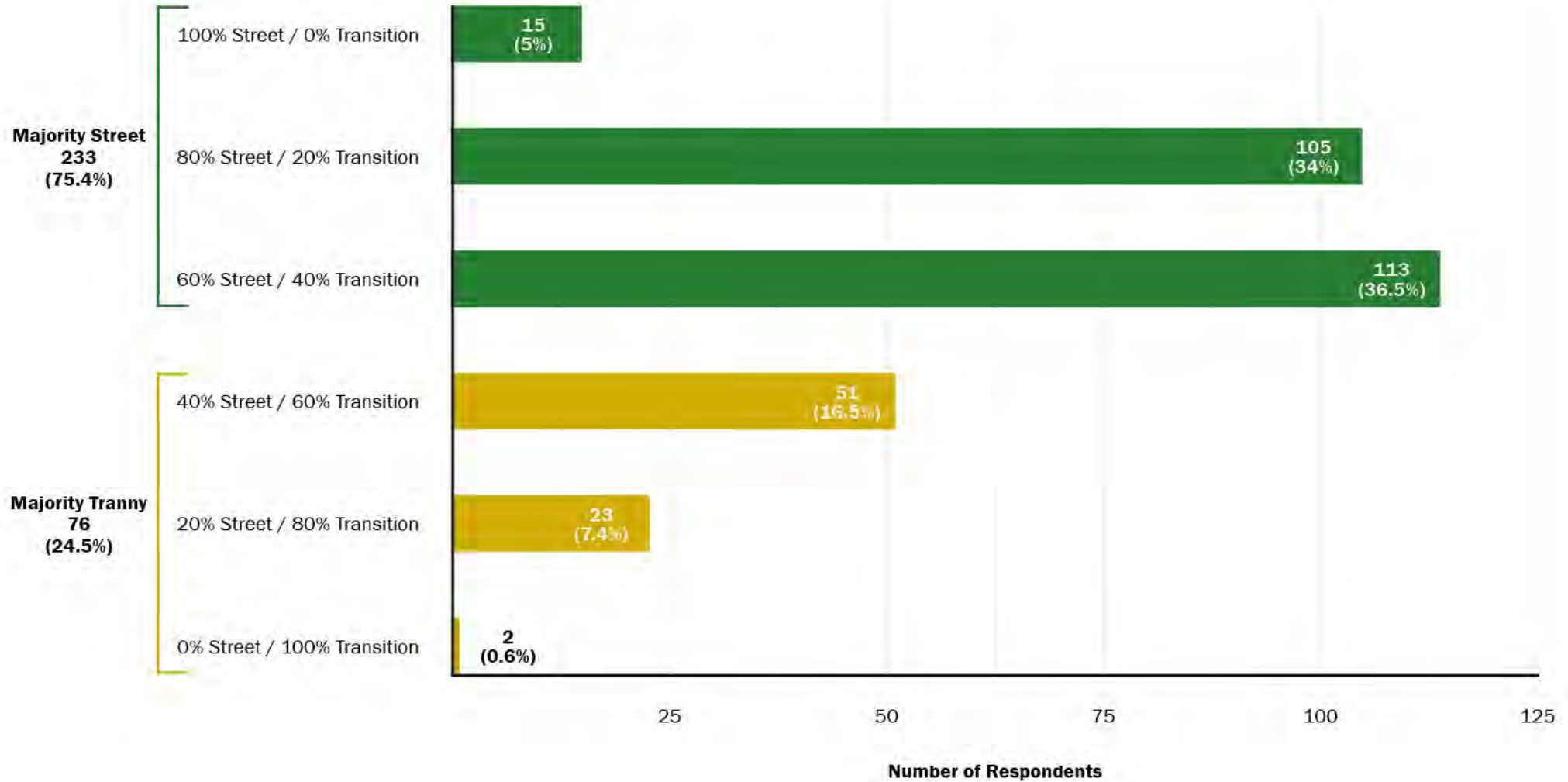
# PREFERRED BALANCE BETWEEN SKATEPARK FEATURES & AMENITIES

309 RESPONDENTS



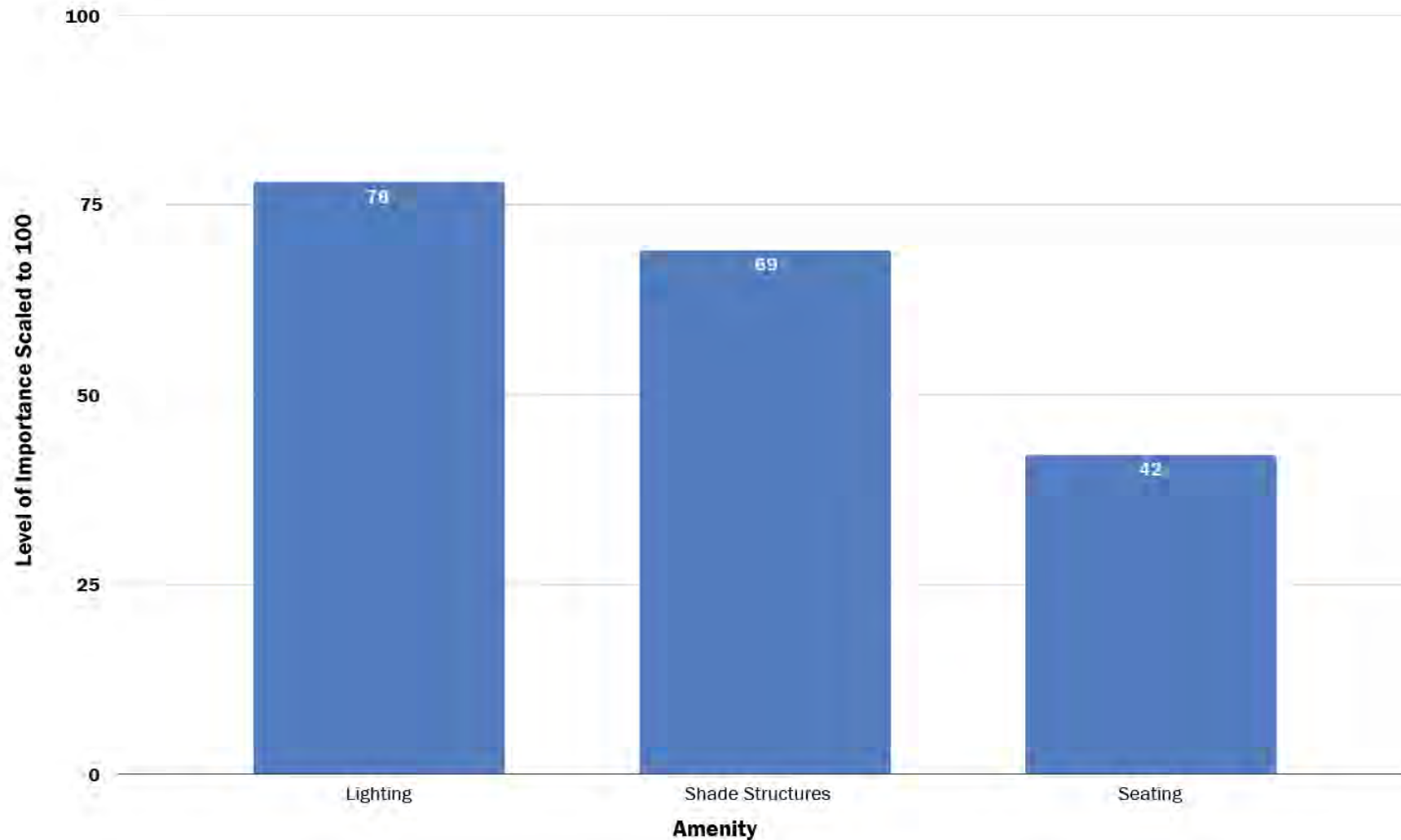
# PREFERRED BALANCE BETWEEN STREET & TRANSITION FEATURES

309 RESPONDENTS



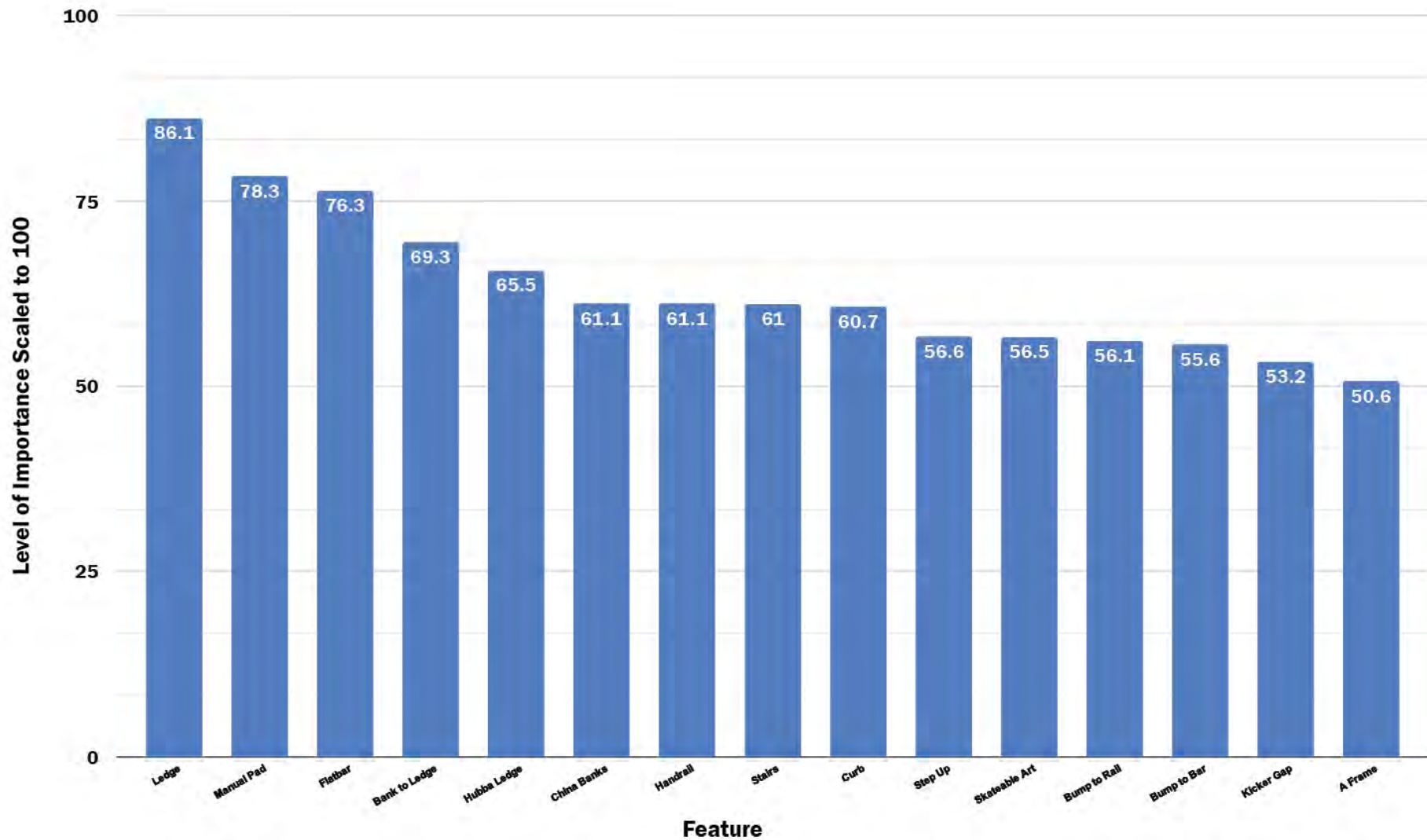
# PREFERRED AMENITIES

LEVEL OF IMPORTANCE SCALED TO 100



# PREFERRED STREET FEATURES

LEVEL OF IMPORTANCE SCALED TO 100



## Tier 1 Findings

LEDGES OF VARYING SIZES	BANKS	HIP/PYRAMID	EURO GAP	POLE JAM
a wide array of different size ledges	Banks	A Hip	Euro gap	Pole jam
Lots of different sized ledges	bank to wall	Hip	Euro gap	Pole jam
Perfect ledges of different size	bank to wallride	Hips	Euro gap	pole jam
multiple different kinds of ledges	bank with ledge in the middle of it	hips	Éuro Gap	pole jam
Multiple heights and levels of ledges	banks facing each other	We must have a hip!	Euro gap	pole jam
A bunch of ledges, small ones big ones	banked ledges	Large mellow flushed hip	euro gap	pole jam
Lots of ledges with VARIED heights (think freedom plaza ledge height)	china bank	a smaller hip	euro gap	Poll jam
Washington DC skateboarding is built for ledge skateboarding and it is NEEDED at a dc skatepark	Excessive china banks	nice hip	Small Drop down gap	poll jam
ledge 1-2 feet	Double-sided curb to mellow bank	Hip/Pyramid	flat gap	A well designed pole jam
ledges	Welfare banks replica	Pyramid/Hip	Flat Gap	upside v rail design
ledges	steep bank like the department of health structure on independence ave	Pyramid	grass gap	
Ledges	10 foot long steep bank with a nice lip	Pyramid	gap with ledge/manny pad	
two really long ledges	banks that are big and steep	Pyramids		
Out ledge	Wallride	Massive pyramid fun box with double hips		
Out ledge	wallrides			
out ledges	wall ride/slanted wall			
a normal ledge	Steep wallride wall / ledge			
Just make the ledges taller				

## Recommendations

- LEDGES OF VARYING SIZES**  
19 respondents requested ledges of different sizes. 3 respondents specifically requested an out ledge.
- BANKS**  
17 respondents requested banks.
- HIP/PYRAMID**  
14 respondents requested a hip or a pyramid.
- EURO GAP**  
12 respondents requested a Euro gap.
- POLE JAM**  
10 respondents requested a pole jam.

## Tier 2 Findings

**RAILS**

- round rail
- round rails
- Round rails
- Long round rail
- LONG ROUND RAIL
- circle rail!!!!!!!!
- C rail/ledge
- ride on rail
- low down rail
- grindable rails

**MANUAL PAD**

- manual pad
- Manny pads
- a wide array of different size manual pads
- manny pads at varied heights
- Manual pad not up against fence!
- Pier ledge/manny pad
- low and long manual pad

**BEGINNER FEATURES**

- Beginner friendly hubba
- Simple features for people learning new tricks
- Smaller hub a for not as advanced
- street elements are the most important to young skaters so I think most of the park should be dedicated to this.
- Build whatever the kids want

**FLOW**

- good flow
- good flow connecting street features
- basically simple obstacles laid out in a good flow
- Keep it simple and spread out
- the layout and execution is more important than the selection of features

**CURB/PARKING BLOCK**

- parking blocks
- parking blocks
- parking blocks/curbs
- Make sure there's a low (like curb height) ledge
- Roll on/roll up rail or curb

## Recommendations

### RAILS

**10 respondents** requested rails.

### MANUAL PAD

**7 respondents** requested manual pads.

### BEGINNER FEATURES

**5 respondents** felt that features for beginners are important.

### FLOW

**5 respondents** requested that the park have good flow.

### CURB/PARKING BLOCK

**5 respondents** requested a parking block or a curb.

# STREET FEATURES SUGGESTED BY THE COMMUNITY TIER 3 FINDINGS & RECOMMENDATIONS

## Tier 3 Findings

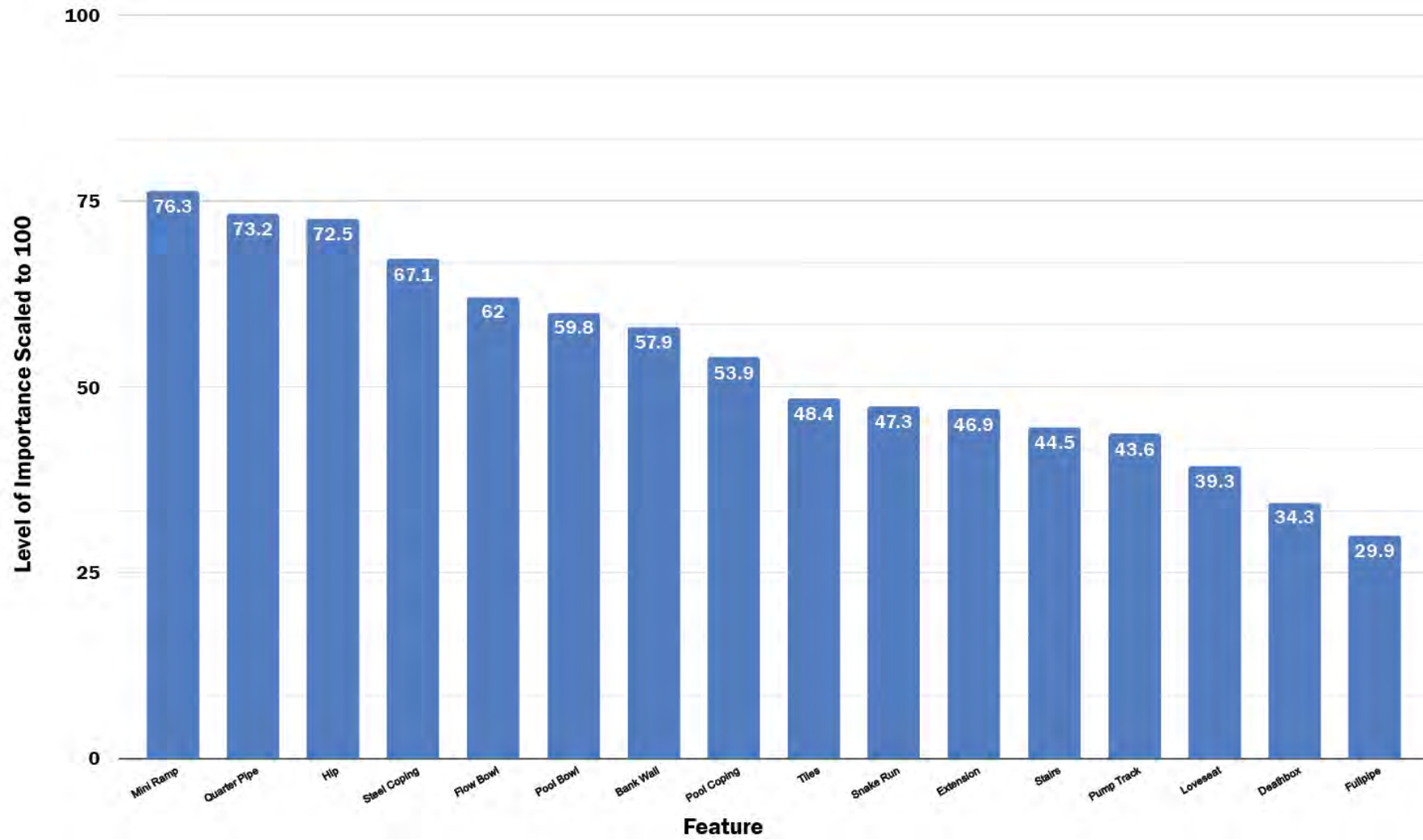
JERSEY BARRIER	STAIR SETS	FLAT BARS	TRASHCAN/HYDRANT	FLATGROUND AREA
jersey barrier	stair sets	A curved flatbar	Kicker to trashcan	area for Practicing flatground Tricks
Jersey barrier	small stair set	Circle flat bar	Bump to Fire hydrant	open space for flat/plaza skating
Jersey Barrier	awesome stair sets	Square shaped flat bars	A fire hydrant	
a tight jersey barrier				

## Recommendations

- JERSEY BARRIER**  
4 respondents requested a jersey barrier.
- STAIR SETS**  
3 respondents requested stair sets.
- FLAT BARS**  
3 respondents requested flat bars.
- TRASHCAN/HYDRANT**  
3 respondents requested trashcan or hydrant element.
- FLATGROUND AREA**  
2 respondents requested an area for flatground tricks.

# PREFERRED TRANSITION FEATURES

LEVEL OF IMPORTANCE SCALED TO 100



## Tier 1 Findings

SMALL ELEMENTS	MELLOW/MODERATE TRANSITION	FLOW	MINI RAMP
smaller for beginners	Keep all the transition moderate level	flow	Mini ramp
a small backyard style pool	mini ramp that has mellow transition	flow bowl	mini ramp
Small bowl 4 feet or less	mellow transition	flow bowl	Mini ramp
Smaller quarter-pipe	mellow roller into the waterfall of the bowl	4' - 7' fully featured flow bowl	Mini ramp please
Would love a low easy quarter for beginners.		Quarter pipes that go around the park and keep good flow	Mini ramp!!!!
Also mini ramp 3 ft and under		Arrange quarter pipes so the whole park flows	Mini ramps
mini ramp with a small half and then a big part		A general flow throughout	a good mini ramp
Miniminimini ramp		Transfer options from feature to feature	Just a nice mini ramp
a simple 3 or 4 foot mini		contained transition area (a bowl, a mini ramp, anything) so people can flow without getting in the way of street skaters.	
4' mini halfpipe			
Small Ramps			
Small curved quarterpipe			
a small kidney 3 ft shallow to 7 or 8 ft deep end			
Don't make too Gnarly. Make so everyone of all levels can skate			
Nothing huge, just something fun and tight			
Keep everything no taller than shoulder height			
if it's too advanced nobody will touch it and will be a waste of money &			

## Recommendations

### SMALL ELEMENTS

**18 respondents** requested that transition elements be kept small. Several respondents made requests for 3-4 ft elements. Related, **4 respondents** requested mellow transition.

### FLOW

**9 respondents** requested great flow.

### MINI RAMP

**8 respondents** requested a mini ramp.

**Tier 2 Findings**

LARGE ELEMENTS	SPINE/SHARK FIN	PUMP BUMPS
deeper challenging bowl for people with more experience	small spine	pump hump
1 large quarter pipe above 6 feet tall, at least 1	Small spine!	humps, bumps, & lumps
steep quarterpipe	Spine	some funky kind of little transition
Moderate bowl about 4'/7'	Spine	a half sphere
Vans type bowl	Spine ramp	
Little mega ramp	spines	
Half pipe!!!	A spine 4"+ would be cool	
	shark fin	

**Recommendations**

- LARGE ELEMENTS**  
7 respondents requested that transition elements be kept small. Several respondents made requests for 3-4 ft elements. Related, 4 respondents requested mellow transition.
- LARGE ELEMENTS**  
7 respondents requested large elements.
- PUMP BUMPS**  
4 respondents requested pump bumps.

## Tier 1 Findings

<p><b>REFERENCE DC SKATE SPOTS</b> ...</p> <p>Replicate / recreate one or multiple real street Spots in DC Within the park</p> <p>Incorporate copies of various street spots in DC</p> <p>I think a skatepark that replicates dc Skate spots in some aspects is what dc skateboarding needs</p> <p>Historical replicas of classic DC spots</p> <p>replicate other dc spots</p> <p>tributes to Og spots as they show respect for the history and scene of the community</p> <p>it would make perfect sense to add some sort of unique obstacle nodding to a classic DC skate spot</p> <p>reflect the city's famous street spots</p> <p>Make some of the skate obstacles in the park replicas of pieces from famous skate spots in DC</p> <p>reference steep narrow brick quarters in Georgetown</p> <p>replica of the old MLK library ledges</p>	<p><b>PULASKI MARBLE LEDGE</b> ...</p> <p>Pulaski style marble ledge</p> <p>Pulaski ledge reference</p> <p>Marble ledge like Pulaski and Archives</p> <p>Homage to Pulaski w/ ledges made of marble</p> <p>Marble ledge</p> <p>Create marble/granite ledges, its what the community loves the most.</p> <p>Granite ledges (Pulaski)</p> <p>A ledge or two to match height/ material of DC street spots like Pulaski</p> <p>dc has an abundance of granite and marble with a skate culture of skating ledges</p> <p>Use marble like freedom plaza</p> <p>Dc is about that ledge work ie freedom plaza</p> <p>recreate a ledge from Freedom Plaza or something similar</p>	<p><b>GOLD RAIL</b> ...</p> <p>recreated the gold rail from metro center</p> <p>Model rail after Gold rail</p> <p>Replicate gold rail</p> <p>Make one of the rails a replica of gold rail</p> <p>replica of Gold Rail</p> <p><b>MALCOLM X FOUNTAINS</b> ...</p> <p>Something like Malcolm x fountains</p> <p>replica of the bottom bowl of Malcolm X (Meridian Hill) Park</p> <p>Or a little bowl set up like the meridian hill Park fountain cascade.</p> <p>If a small bowl is built, fashion it after the skateable fountains around DC</p> <p><b>METRO TUNNEL</b> ...</p> <p>Metro tunnel transition walls</p> <p>Make a skateable structure that resembles the metro tunnel transitions</p>	<p><b>WELFARE BANKS</b> ...</p> <p>welfare banks reference</p> <p>replica or similar obstacle of the "Welfare banks" at the Dept. of Health and Human Services</p> <p>Banks like welfare banks</p>
---	--	--	--

## Recommendations

### REFERENCE DC SKATESPOTS

Respondents overwhelmingly requested that the skatepark reference local DC skatespots in **37 unique responses**. Spots mentioned included:

- Pulaski Marble Ledges
- Gold Rail
- Malcolm X Fountains
- "Welfare" Banks
- Freedom Plaza

Marble and granite were specifically called out as materials for ledges in 12 different responses.

## Tier 2 Findings

### COMMISSION LOCAL ARTISTS

- let local artists decorate it
- Murals by local artists
- Murals by local artists
- Hire DC graffiti and mural artists!!
- Allowing local artists to come make murals.
- Allow artists to do murals, etc
- If you could use local artists to create its own unique paint job for the park that would be so cool.
- Let local artists like, Mas Paz, SeiveTheCity, etc. design art on the skate obstacles
- Mural portions of the park with artwork created by the DC native arts/skate community
- Local street artists should be commissioned to paint murals on the park
- Collaborate with the local No Kings Collective to have parts of the park painted
- Art consulting should be done by the Shaw Boyz
- Perhaps an art contest with participation from Howard U student artists

### GRAFFITI

- Allow graffiti!!!
- Graphitti wall space
- Allow us to freely graffiti spray paint the park to our artistic beautiful desires
- A tag wall (open to graffiti art and not try to silence the voices that speak. It's all expression and if any negative pops up , the positive outpouring will overshadow it)

### PLAZA STYLE

- I'm confident that if it was a plaza style, it would benefit the community by 100 folds
- a Skatepark that looks like a plaza
- Keep the skate park skate plaza style, that's what dc skaters are used to
- paines park is really cool, it would be nice if this park was similar to that
- make it look like a plaza where people would want to hang out at
- replicate freedom plaza
- marble/granite flooring

### REFERENCE DC SYMBOLS

- Representation of the different areas of DC
- Would love to see the skate park divided into quadrants like our city
- a skatable Washington monument
- Washington monument polejam
- a skateable monument would be dope
- Huge "DC" shaped structure to jump over
- Some art that incorporates the DC flag
- Incorporate the DC flag somehow?
- Bricks, marble, all different components that make up the streets of DC
- A distinctive sculpture & SHAW sign
- "DQ Federal Stone" with the diamonds please and thank you!!!

### KEEP IT SIMPLE

- Don't put \$ or waste space on some gimmick feature that no one will skate
- "Unique" features, like skateable art, are most of the time turn-offs to skaters and will be once again a waste of funds and resources. Focus on the basics and you'll have a hit on your hands.
- Abstract ramps are not a necessity, making a park simple is never bad.
- Abstract ramps like Y rails and pumtracks are often the least used obstacles in a park.
- A beginner friendly skatepark with a good flow to it so it dosent seem too hectic
- please just incorporate flat ledges and a round rail its really helpful when learning new tricks and is helpful to people who r just learning how to skate
- Please make it flow easily
- Don't focus on being creative. Focus on building a good park where kids can progress and older folks can still have fun. Budget is the most important think so use it very wisely and leave out features like full pipes or over the top stuff that 99% won't touch.
- Honestly just smooth concrete and

## Recommendations

### COMMISSION LOCAL ARTISTS & ALLOW GRAFFITI

**19 respondents** requested that local DC artists be comissioned to create artwork for the skatepark. Many mentioned local graffiti artists. Related, **4 respondents** requested that the park allow or promote graffiti.

### REFERENCE DC SYMBOLS

**11 respondents** requested skateable art that made reference to the city. **3 respondents** specifically mentioned the Washington Monument.

### KEEP IT SIMPLE

**10 respondents** expressed concern that a focus on unique features or skateable art could compromise the integrity of the park itself or prevent beginners from having a place to skate.

### PLAZA STYLE

**7 respondents** requested that the park be plaza style with an emphasis on street skating.

## Tier 3 Findings

**LISTEN TO THE SKATERS** ...

really listen to the skateboarders in the community please!!!!

keep listening to the skaters!

continue to ask locals for input !

talk to skaters with honesty and integrity. Having a city ask for community advice shows us that we think you care, let the skaters know what decisions you make before you take action.

By actually making a design based off these surveys

**HONOR DC'S BLACK COMMUNITY/HISTORY** ...

Commission local black artists

Highlight poc active in the skating community

BLM art on the bank to wall or some kind of recognition of DC's strong bipoc skate scene

Artwork that honors the area's African-American history or Colonel Robert Gould Shaw

**HOMAGE TO DC LEGENDS** ...

Some graphic homage to the DC Skate legends that paved the way

tributes to great past skateboarders of the area, manny law, Pepe Martinez, Darren Harper, Jimmy Pelletier

References to Chuck Brown or Bad Brains or Dischord

## Recommendations

### LISTEN TO THE SKATERS

**5 respondents** felt that listening to the local community of skaters would ensure a unique park.

### HONOR DC'S BLACK COMMUNITY/HISTORY

**4 respondents** requested artwork that referenced the city's Black community and history. 1 respondent mentioned the park's namesake, Colnel Robert Gould Shaw, a prominent abolitionist and commander of an all-Black regiment of Union troops during the Civil War.

### HOMAGE TO DC LEGENDS

**3 respondents** requested artwork that paid homage to famous DC skaters and musicians.

# DISCUSSION / QUESTIONS

## SHAW PARK SKATEPARK



**SHAW  
SKATEPARK**

WASHINGTON, DC



# MILESTONE SCHEDULE

---

- Project Kickoff Meeting August 19, 2020
- Concept Design Phase August - Sept 2020
- Community Meeting to Review Concept Design Oct - Nov 2020
- Schematic Design Phase November 2020
- Community Meeting to Review Schematic Design (1) Nov - Jan 2020
- Design Dev'p, Construction Documents & Permitting Fall 2020
- Construction Kickoff / Final Comm. Meeting Spring 2021
- Construction Completion August 2021

# NEXT STEPS

---

- Please email all comments to Tommie Jones (DPR) at [tommie.jones@dc.gov](mailto:tommie.jones@dc.gov).
- DPR will collect all comments from the online survey and this meeting and work with Grindline to create a preliminary concept based on your feedback.
- Grindline will present the preliminary concept based on your comments at the next community meeting (late September).

# POINTS OF CONTACT

---

## DC DEPARTMENT OF PARKS AND RECREATION

### **Brent Sisco**

Capital Projects Officer

[brent.sisco@dc.gov](mailto:brent.sisco@dc.gov)

202 . 615 . 9824

### **Tommie Jones**

Chief of Internal Affairs

[tommie.jones@dc.gov](mailto:tommie.jones@dc.gov)

202 . 431 . 8676

### **Dulce Naime**

Community Planner

[dulce.naime@dc.gov](mailto:dulce.naime@dc.gov)

202 . 213 . 6547

## WEBSITE

**We are creating the website**